

I Can Make A Pattern

Matching patterns improves math skills. This is a great activity for all ages.

Cut out the images from the last pages and use them to form the pattern shown in the pattern cards.

Included in this activity kit are 5 pattern cards and 3 sheets of image to be cut-out.

1. Cut out the images from the image sheets.
2. Encourage the child to form the identical pattern as shown in the card.

Just print, laminate and cut – Voila! Your activity for the day is ready- Hours of fun learning.

INSTRUCTIONS: Open the file with Adobe Reader. Print on A4 paper Use as desired.
PERMISSION TO PRINT FOR PERSONAL and NON-COMMERCIAL USE ONLY.

For free printable resources visit www.toysandtool.com

©ToysAndTool.com

Name: _____

I can make a pattern



--	--	--	--	--	--	--

INSTRUCTIONS: Open the file with Adobe Reader. Print on A4 paper Use as desired.
PERMISSION TO PRINT FOR PERSONAL and NON-COMMERCIAL USE ONLY.

For free printable resources visit www.toysandtool.com

Name: _____

I can make the pattern -




--	--	--	--	--	--	--

INSTRUCTIONS: Open the file with Adobe Reader. Print on A4 paper Use as desired.
PERMISSION TO PRINT FOR PERSONAL and NON-COMMERCIAL USE ONLY.

For free printable resources visit www.toysandtool.com

Name: _____

I can make the pattern -



--	--	--	--	--	--

INSTRUCTIONS: Open the file with Adobe Reader. Print on A4 paper Use as desired.
PERMISSION TO PRINT FOR PERSONAL and NON-COMMERCIAL USE ONLY.

For free printable resources visit www.toysandtool.com

Name: _____

I can make the pattern -



--	--	--	--	--	--

INSTRUCTIONS: Open the file with Adobe Reader. Print on A4 paper Use as desired.
PERMISSION TO PRINT FOR PERSONAL and NON-COMMERCIAL USE ONLY.

For free printable resources visit www.toysandtool.com















Name: _____






I can make the pattern -



INSTRUCTIONS: Open the file with Adobe Reader. Print on A4 paper Use as desired.
PERMISSION TO PRINT FOR PERSONAL and NON-COMMERCIAL USE ONLY.

For free printable resources visit www.toysandtool.com









Hi there, thank you for purchasing my product. Hope you and your children thoroughly enjoy them. All designs are created by and the property of **TOYS AND TOOL**.

You do not have permission to redistribute the product(s) for commercial use. Sharing or placing the files with a third-party website/server/any medium is prohibited. **If you wish to use my printables/designs commercially or at your setting you may contact me at hello@toysandtool.com for further information/clarification.** Thank you for your understanding, kindness and co-operation!

I recommend you to print the activity on a cardstock paper and laminate if needed for added durability. Before printing, please select "Print to fit page" for best results. Please note the colors on the print may vary due to different monitor or/and printer settings.

If you have any questions do write to me through any of your favorite medium. I will be glad to help. Until then, ENJOY! Do let me know how it was.

You will be in for a little surprise when you tag me on social media or share your pictures with me. So don't forget!

Connect With Me

