

ALPHABET CARDS – Upper Case

These simple uppercase alphabet cards with large, clear letters are great for alphabet activities and songs!

Just print, laminate and cut – Voila! Your activity for the day is ready- Hours of fun learning.

INSTRUCTIONS: Open the file with Adobe Reader. Print on A4 paper Use as desired.
PERMISSION TO PRINT FOR PERSONAL and NON-COMMERCIAL USE ONLY.

For free printable resources visit www.toysandtool.com

A

B

C

D




E

F

INSTRUCTIONS: Open the file with Adobe Reader. Print on A4 paper Use as desired.
PERMISSION TO PRINT FOR PERSONAL and NON-COMMERCIAL USE ONLY.



For free printable resources visit www.toysandtool.com

A large, bold, red uppercase letter 'G' is centered in the top-left cell of a 2x3 grid. The grid is defined by dashed lines.A large, bold, olive green uppercase letter 'H' is centered in the top-middle cell of a 2x3 grid. The grid is defined by dashed lines.A large, bold, red uppercase letter 'I' is centered in the top-right cell of a 2x3 grid. The grid is defined by dashed lines.A large, bold, dark grey uppercase letter 'J' is centered in the bottom-left cell of a 2x3 grid. The grid is defined by dashed lines.A large, bold, blue uppercase letter 'K' is centered in the bottom-middle cell of a 2x3 grid. The grid is defined by dashed lines.A large, bold, light green uppercase letter 'L' is centered in the bottom-right cell of a 2x3 grid. The grid is defined by dashed lines.

INSTRUCTIONS: Open the file with Adobe Reader. Print on A4 paper Use as desired.
PERMISSION TO PRINT FOR PERSONAL and NON-COMMERCIAL USE ONLY.

For free printable resources visit www.toysandtool.com

M

N

O


P

Q

R


INSTRUCTIONS: Open the file with Adobe Reader. Print on A4 paper Use as desired.
PERMISSION TO PRINT FOR PERSONAL and NON-COMMERCIAL USE ONLY.

For free printable resources visit www.toysandtool.com

A large, bold, orange letter 'S' centered in the top-left cell of a 2x3 grid.A large, bold, yellow letter 'T' centered in the top-middle cell of a 2x3 grid.A large, bold, red letter 'U' centered in the top-right cell of a 2x3 grid.A large, bold, grey letter 'V' centered in the bottom-left cell of a 2x3 grid.A large, bold, dark green letter 'W' centered in the bottom-middle cell of a 2x3 grid.A large, bold, light green letter 'X' centered in the bottom-right cell of a 2x3 grid.

INSTRUCTIONS: Open the file with Adobe Reader. Print on A4 paper Use as desired.
PERMISSION TO PRINT FOR PERSONAL and NON-COMMERCIAL USE ONLY.

For free printable resources visit www.toysandtool.com

A large, bold, orange uppercase letter 'Y' is centered in the left half of a dashed rectangular box.A large, bold, olive green uppercase letter 'Z' is centered in the right half of a dashed rectangular box.

INSTRUCTIONS: Open the file with Adobe Reader. Print on A4 paper Use as desired.
PERMISSION TO PRINT FOR PERSONAL and NON-COMMERCIAL USE ONLY.

For free printable resources visit www.toysandtool.com




Hi there, thank you for downloading my product. Hope you and your children thoroughly enjoy them. All designs are created by and the property of **TOYS AND TOOL**.

You do not have permission to redistribute the product(s) for commercial use. Sharing or placing the files with a third party website/server/any medium is prohibited. **If you wish to use my printables/ designs commercially or at your setting you may contact me at hello@toysandtool.com for further information/clarification.** Thank you for your understanding, kindness and co-operation!

I recommend you to print the activity on a cardstock paper and laminate for added durability. Before printing, please select “Print to fit page” for best results. Please note the colors on the print may vary due to different monitor or/and printer settings.

If you have any questions or need a specific printable resource, please do write to me through any of

Follow me on  https://www.instagram.com/my_toys_and_tool

Like my page  <https://www.facebook.com/toysandtool>

INSTRUCTIONS: Open the file with Adobe Reader. Print on A4 paper Use as desired.
PERMISSION TO PRINT FOR PERSONAL and NON-COMMERCIAL USE ONLY.

For free printable resources visit www.toysandtool.com

©ToysAndTool.com